


SUPERHERO STRAW MARKERS

Party Delights





WHAT YOU NEED:

- * STRAWS
- * SCISSORS
- * HOLE PUNCH

INSTRUCTIONS:

- * Download your PDF.
- * Print onto paper.
- * Cut out along the dotted lines.
- * Hole punch two holes into the long rectangle at both ends.
- * Thread your straw through the holes. Do this for each straw.
- * You are now ready to pop your straws into your paper cups.

CUT ALONG THE DOTTED LINES



CUT ALONG THE DOTTED LINES

