

PRINT + CUT
TAILS
PIN THE TAIL ON
THE BUNNY






WHAT YOU WILL NEED:

- * A4 CARD OR PAPER.
- * SCISSORS.
- * BLUETACK OR SELLOTAPE
- * COTTON WOOL OR TISSUE PAPER (IF DESIRED).
- * 1 X BLIND FOLD.




INSTRUCTIONS:

- * DOWNLOAD PDF.
- * PRINT ON CARD OR PAPER.
- * CUT OUT ALONG THE DOTTED LINES.
- * WRITE EACH PLAYERS NAME ON THE TAILS.
- * (YOU CAN DECORATE THE TAILS IF DESIRED).
- * ATTACHED SELLOTAPE OR BLUETACK TO THE BACK OF THE TAILS.
- * BLIND FOLD EACH PLAYER WITH THEIR OWN TAILS AND BEGIN THE GAME, THE PLAYER CLOSEST TO THE BUNNYS TAIL ON THE PICTURE AT THE END OF THE GAME IS THE WINNER!!!

CUT ALONG THE DOTTED LINES



CUT ALONG THE DOTTED LINES



CUT ALONG THE DOTTED LINES

